



Loose Tube Single-Armored Single-Jacket Cable Dry / PP

FOSPC-XXX-X-SJSAD-FT000-US / 2-432 Fibers

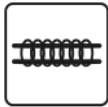
Applications



Outdoor




Duct Installation



Lashed



Direct-buried



LOOSE TUBE SINGLE-ARMORED SINGLE-JACKET
CABLE DRY 72F G.652D FIBER FT

Protections



UV Resistant



Water Blocking

Crush
ResistantRodent
DeterrentImpact
Resistant

Description

Waveoptics® Loose Tube Single-Armored Single-Jacket Cable Dry is designed for direct-buried installation, as well as for duct and aerial (lashed) installation.

Loose tubes made of PP are more flexible and allow an easier installation and routing. Dry water blocking technology allows a cleaner and quicker installation as well as a cost-friendly cable preparation.

PE single jacket with additives makes a resistant, durable and easy to strip cable, providing superior protection against UV radiation, fungus, abrasion and other environmental factors.

The SZ-stranded method for loose tubes and two ripcords ensure a quick and easy mid-span access.

Dielectric central strength member requires no bonding or grounding.

Corrugated steel armor makes a rugged cable rodent deterrent and offers exceptional performance against compression.

Quality

Waveoptics® is a ISO-9001:2015 certified company.

We meet or exceed the following international standards:

- Telcordia GR-20: Generic requirements for optical fiber and optical fiber cable.
- IEC 60794: Basic requirements for optical fiber and cable elements.
- ANSI/ICEAS-87-640: Standard for optical fiber outside plant communications cable.

Each Waveoptics cable meets the highest quality standards in the industry and contains a compliance certificate in which the performed tests in our quality laboratory are physically attached.

Folio PE-405-01-EN

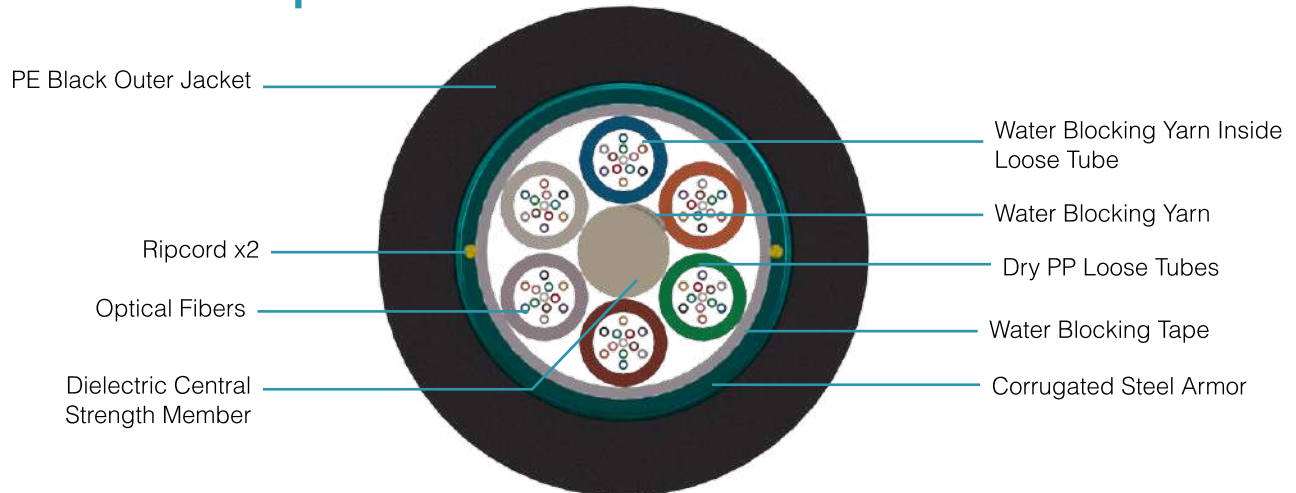
Last Review 8/29/2022


TECHNICAL DATA SHEET

OUTDOOR CABLE

FOSPC-XXX-X-SJSAD-FT000-US / 2 - 432 Fibers

Dimensions & Properties



Design	
Fiber per Tube	2 - 12
Fiber Color Code / Loose Tube Color Code	
Dielectric Central Strength Member	FRP
Outer Jacket Material / Thickness	Polyethylene / 1.6 mm (0.06 in)
Loose Tube Material / Diameter	PP / 2.5 mm (0.1 in)
Drum Length	5,000 ft , 10,000 ft, 15,000 ft & 20,000 ft (±5%)
Temperature Range	
Operation	-40°C to 70°C (-40°F to 158°F)
Installation	-30°C to 70°C (-22°F to 158°F)
Storage / Transport	-40°C to 70°C (-40°F to 158°F)
Mechanical Properties	
Crush Resistance (Short-Term / Long-Term)	4,400 N/100mm / 2,200 N/100mm
Minimum Bend Radius (Operation / Installation)	10 x OD / 20 x OD

Note: Waveoptics recommends storing cable in a proper temperature environment prior to installation to allow the cable temperature to meet installation temperature range specifications for best installation results.

Folio PE-405-01-EN

Last Review 8/29/2022

www.waveoptics.net

info@waveoptics.net

TECHNICAL DATA SHEET

OUTDOOR CABLE

FOSPC-XXX-X-SJSAD-FT000-US / 2 - 432 Fibers

Dimensions & Properties

Fiber Count	Loose Tube / Fillers	Cable Weight (kg/km) (lb/kft) (±10%)	Tensile Strength (N) (lbf) Long-Term / Short-Term	Nominal Outer Dimensions (mm) (in) (±5%)	Dielectric Central Strength Member Diameter (mm) (in) (Without PE / With PE)
2 - 12	1/5	157 (105)	890/2,700 (200/607)	12.5 (0.49)	2.6 (0.1)
24	2/4	157 (105)	890/2,700 (200/607)	12.5 (0.49)	2.6 (0.1)
36	3/3	157 (105)	890/2,700 (200/607)	12.5 (0.49)	2.6 (0.1)
48	4/2	157 (105)	890/2,700 (200/607)	12.5 (0.49)	2.6 (0.1)
60	5/1	157 (105)	890/2,700 (200/607)	12.5 (0.49)	2.6 (0.1)
72	6/0	157 (105)	890/2,700 (200/607)	12.5 (0.49)	2.6 (0.1)
96	8/0	170 (114)	890/2,700 (200/607)	14.1 (0.56)	3/4.2 (0.12 / 0.17)
144	12/0	241 (162)	890/2,700 (200/607)	17.3 (0.68)	3/7.4 (0.12 / 0.29)
192	16/2	275 (185)	890/2,700 (200/607)	18 (0.71)	2.6 (0.1)
216	18/0	275 (185)	890/2,700 (200/607)	18 (0.71)	2.6 (0.1)
288	24/0	296 (199)	890/2,700 (200/607)	20.4 (0.80)	3/5 (0.12 / 0.2)
432	36/0	353 (237)	890/2,700 (200/607)	23.5 (0.93)	2.6 (0.1)

Printed Information on Outer Jacket

=/MONTH//YEAR/WAVEOPTICS OPTICAL CABLE + = = SJSAD==PP==  ==/FIBER TYPE/= /FIBER COUNT/= = /FEET* / FT== /LOT# /=-


- Printed in white and resistant to physical tests on marking
- Marking interval: every 2 feet + 1%
- The marking can be changed according to customer requirements

TECHNICAL DATA SHEET

OUTDOOR CABLE

FOSPC-XXX-X-SJSAD-FT000-US / 2 - 432 Fibers

Drum Dimensions and Pallet Packaging Information



Drum Length (ft) (m) (±5%)	Fiber Count	A (mm) (in) (+5%)	B (mm) (in) (± 5%)	Drum and Pallet Total Weight (kg) (lb) (± 10%)	Total Packaging (±5%)		
					a (mm) (in)	b (mm) (in)	c (mm) (in)
5,000 (1,524)	2-72	1,000 (39)	780 (31)	348 (768)	965 (38)	914 (36)	1,121 (44)
	96	1,150 (45)	930 (37)	395 (871)	965 (38)	1,067 (42)	1,271 (50)
	144	1,200 (47)	1,000 (39)	518 (1,142)	1,016 (40)	1,168 (46)	1,340 (53)
	192-216	1,250 (49)	1,100 (43)	586 (1,292)	1,219 (48)	1,219 (48)	1,390 (55)
	288	1,470 (58)	1,100 (43)	669 (1,475)	1,219 (48)	1,219 (48)	1,610 (63)
	432	1,650 (65)	1,100 (43)	790 (1,742)	1,219 (48)	1,219 (48)	1,790 (70)
10,000 (3,048)	2-72	1,200 (47)	950 (37)	631 (1,391)	1,200 (47)	1,168 (46)	1,321 (52)
	96	1,200 (47)	1,000 (39)	676 (1,490)	1,200 (47)	1,219 (48)	1,321 (52)
	144	1,650 (65)	1,000 (39)	987 (2,176)	1,650 (65)	1,219 (48)	1,771 (70)
	192-216	1,650 (65)	1,000 (39)	1,091 (2,404)	1,650 (65)	1,219 (48)	1,771 (70)
	288	1,770 (70)	1,000 (39)	1,166 (2,570)	1,770 (70)	1,219 (48)	1,891 (74)
	432	1,950 (77)	1,000 (39)	1,412 (3,113)	1,950 (77)	1,219 (48)	2,071 (82)
15,000 (4,572)	2-72	1,470 (58)	1,000 (39)	936 (2,064)	1,470 (58)	1,219 (48)	1,591 (63)
	96	1,650 (65)	1,000 (39)	1,030 (2,270)	1,650 (65)	1,219 (48)	1,771 (70)
	144	1,770 (70)	1,000 (39)	1,365 (3,010)	1,770 (70)	1,219 (48)	1,891 (74)
	192-216	1,770 (70)	1,000 (39)	1,521 (3,353)	1,770 (70)	1,219 (48)	1,891 (74)
	288	1,950 (77)	1,000 (39)	1,690 (3,167)	1,950 (77)	1,219 (48)	2,071 (82)
20,000 (6,096)	2-72	1,650 (65)	1,000 (39)	1,210 (2,667)	1,650 (65)	1,219 (48)	1,771 (70)
	96	1,770 (70)	1,000 (39)	1,312 (2,893)	1,770 (70)	1,219 (48)	1,891 (74)
	144	1,950 (77)	1,000 (39)	1,805 (3,980)	1,950 (77)	1,219 (48)	2,071 (82)
	192-216	1,950 (77)	1,000 (39)	2,013 (4,437)	1,950 (77)	1,219 (48)	2,071 (82)

Note 1: Please contact your sales agent for higher fiber counts or different drum lengths available.

Note 2: All documentation included in each drum of cable is in english, if a different language is needed, please contact your sales agent.

All drums include:*

1. Drum handling instructions
2. Test report certificate
3. Product description (weight, dimensions, lot and part number)
4. End cable marking
5. Both ends include end caps to protect against humidity

Folio PE-405-01-EN

Last Review 8/29/2022

TECHNICAL DATA SHEET OUTDOOR CABLE

FOSPC-XXX-X-SJSAD-FT000-US / 2 - 432 Fibers

Transmission Performance by Fiber Type

Fiber Type	Single Mode				Multi Mode			
Waveoptics® Fiber Type	G652.D	G657.A1	G657.A2	G655.C	OM1	OM2	OM3	OM4
Waveoptics® Fiber Code	F	T	E	G	B	L	M	P
OFS® Fiber Type	G652.D	AllWave® FLEX	-	-	-	-	-	-
OFS® Fiber Code	1	2	-	-	-	-	-	-
Wavelength (nm)	1310/1550			1550/1625	850/1300			
Max.attn. (dB/km) (1)	0.36/0.25		0.4/0.3	0.25/0.27	3.4/1	3/1		
Min. Bandwidth (MHz*km) (2)	-				200/500	750/500	1500/500	3500/500
1-Gigabit Ethernet Distance (m) (3)	-				300	750	>550	>550
10-Gigabit Ethernet Distance (m) (4)	-				-	150	300	400
40/100-Gigabit Ethernet Distance (m) (5)	-				-	-	100/70	150/100
Cable Marking Specifications	G652.D	G657.A1	G657.A2	G655.C	OM1	OM2	OM3	OM4

Notes:

- (1) Maximum attenuation after cabling process
- (2) OFL (overfilled launch) bandwidth measurement
- (3) 1-Gb/sat 850 nm transmissions based on IEEE 802.3z test protocol
- *For more information about the optical fibers, consult the corresponding data sheets.
- (4) 10-Gb/sat 850 nm transmissions based on IEEE 802.3ae test protocol
- (5) 40/100-Gb/sat 850 nm transmissions based on IEEE P802.3ba test protocol

Part Number Configuration

FOSPC-XXX-X-SJSAD-FT000-US

Fiber Count

- 002 - 002 Fibers
- 004 - 004 Fibers
- 006 - 006 Fibers
- 008 - 008 Fibers
- 012 - 012 Fibers
- 024 - 024 Fibers
- 036 - 036 Fibers
- 048 - 048 Fibers
- 060 - 060 Fibers
- 072 - 072 Fibers
- 096 - 096 Fibers
- 144 - 144 Fibers
- 192 - 192 Fibers
- 216 - 216 Fibers
- 288 - 288 Fibers
- 432 - 432 Fibers

Waveoptics Fiber Type

- F - SM G652.D
- T - SM G657.A1
- E - SM G657.A2
- G - SM G655.C
- B - MM OM1
- L - MM OM2 TRUE BEND
- M - MM OM3 TRUE BEND
- P - MM OM4 TRUE BEND

OFS® Fiber Type

- 1 - SM G652.D
- 2 - AllWave® FLEX

Optical Cable Compliance

- US - Waveoptics Standard

Note: please contact your Waveoptics® distributor if you need any additional compliance or if you have questions about the part number configuration.

Folio PE-405-01-EN

Last Review 8/29/2022